

A

B

C

D

A

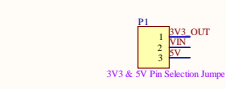
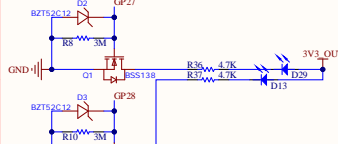
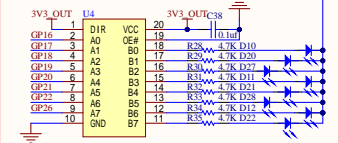
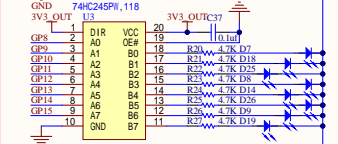
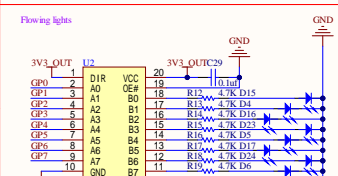
B

C

D

GPIO Pin Assignment Table:

GPIO	Function	Header Pin
GP0	1	1
GP1	2	2
GP2	3	3
GP3	4	4
GP4	5	5
GP5	6	6
GP6	7	7
GP7	8	8
GP8	9	9
GP9	10	10
GP10	11	11
GP11	12	12
GP12	13	13
GP13	14	14
GP14	15	15
GP15	16	16
GP16	17	17
GP17	18	18
GP18	19	19
GP19	20	20
GP20	21	21
GP21	22	22
GP22	23	23
GP23	24	24
GP24	25	25
GP25	26	26
GP26	27	27
GP27	28	28
GP28	29	29
GP29	30	30
GP30	31	31
GP31	32	32
GP32	33	33
GP33	34	34
GP34	35	35
GP35	36	36
GP36	37	37
GP37	38	38
GP38	39	39
GP39	40	40



AUDIO

RTC

AIU-VIN

VIN-VOUT_5V

Battery Charge Management

BUZZER